



# Set of 2 Train... PULL-A-PART Cupcake Molds

12 INDIVIDUAL CUPCAKES  
DECORATED TOGETHER  
CREATE 1 FUN CAKE TO  
PULL APART AND ENJOY!

## INSTRUCTIONS FOR USE


Before first use, place bakeware in dishwasher or wash it by hand in warm, soapy water, and rinse and air-dry or towel-dry thoroughly. For a perfect release, apply a thin layer of nonstick cooking spray to bakeware surface. Fill batter evenly in bakeware, just below the top of each muffin cup, to ensure that all details are baked. The cupcakes may overflow but can be trimmed after baking.

Do not use on gas or electric stovetops or under broilers. Place both silicone molds on baking tray for increased stability when transferring into and out of oven. When using it in microwave, place bakeware in center of microwave oven or turntable. (Follow microwave recipe instructions.) When using it in refrigerator or freezer, place bakeware on a level surface.


Silicone bakeware is heat resistant to 500°F. Cooking time may vary slightly from traditional metal bakeware; therefore,

adjustments in time and temperature may be necessary. Silicone bakeware withstands sudden temperature changes from freezer directly into preheated oven or microwave. Acid from some foods may stain these silicone molds but will not affect bakeware performance. This bakeware is safe for use with metal utensils. Do not use knives or serrated blades.


Before removing foods from silicone bakeware, allow them to cool or defrost completely. To remove baked goods, invert molds and apply pressure to bottom, carefully peeling off bakeware. Trim off excess cake to ensure that cupcakes sit flat. Arrange cupcakes to create train shape, as shown below. Once cupcakes are arranged, ice cupcakes as if they were one large cake. These silicone molds can be used for making ice cream and gelatin desserts, as well as ice sculptures. Keep these directions for future reference.




**Bake**




**Release**



**Align**



**Decorate**



**Pull apart and enjoy!**

## CLEANING INSTRUCTIONS

This bakeware is truly dishwasher safe and retains its superior food release after hundreds of oven-baking and dishwasher cycles. For best results, remove any residue before placing molds in the dishwasher. If washing by hand, soak molds in warm water, wash with a mild detergent, rinse, and air-dry or towel-dry. Do not scour with abrasive cleansers or scouring pads.

FDA Approved  
Food Grade Silicone



Refrigerator/  
Freezer Safe



Dishwasher  
Safe



Microwave  
Safe



Oven Safe  
to 500°F

### LIFETIME LIMITED WARRANTY

This fine product is warranted to be free from defects in material or workmanship. Any piece found to be defective under normal use and care will be repaired or replaced at no charge with the same item or an item of equal or better value. Individual pieces should be returned postage prepaid to:

Create n Celebrate™ Products, c/o Lifetime Brands, Inc., Customer Service Department, P.O. Box 9750, Trenton, NJ 08650-1750.

You may have other rights which vary from state to state. Residents of the state of California please call (800) 252-3390 for further instructions.

Create n Celebrate™ is a trademark of Lifetime Brands, Inc., ©2007 Lifetime Brands, Inc., Garden City, New York 11530

U.S. PATENT PENDING

Made in China